



**Chronic Disease Workshop:
Diabetes**

17 February 2010

**Chronic Disease in the
Working Age
Population**

**Carol Black
National Director for Health and Work**

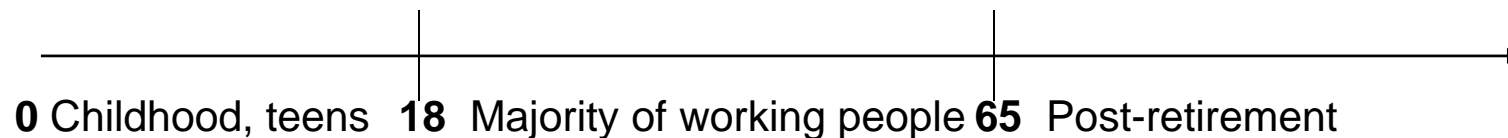


HEALTH WORK WELLBEING

Most of the population is of working age

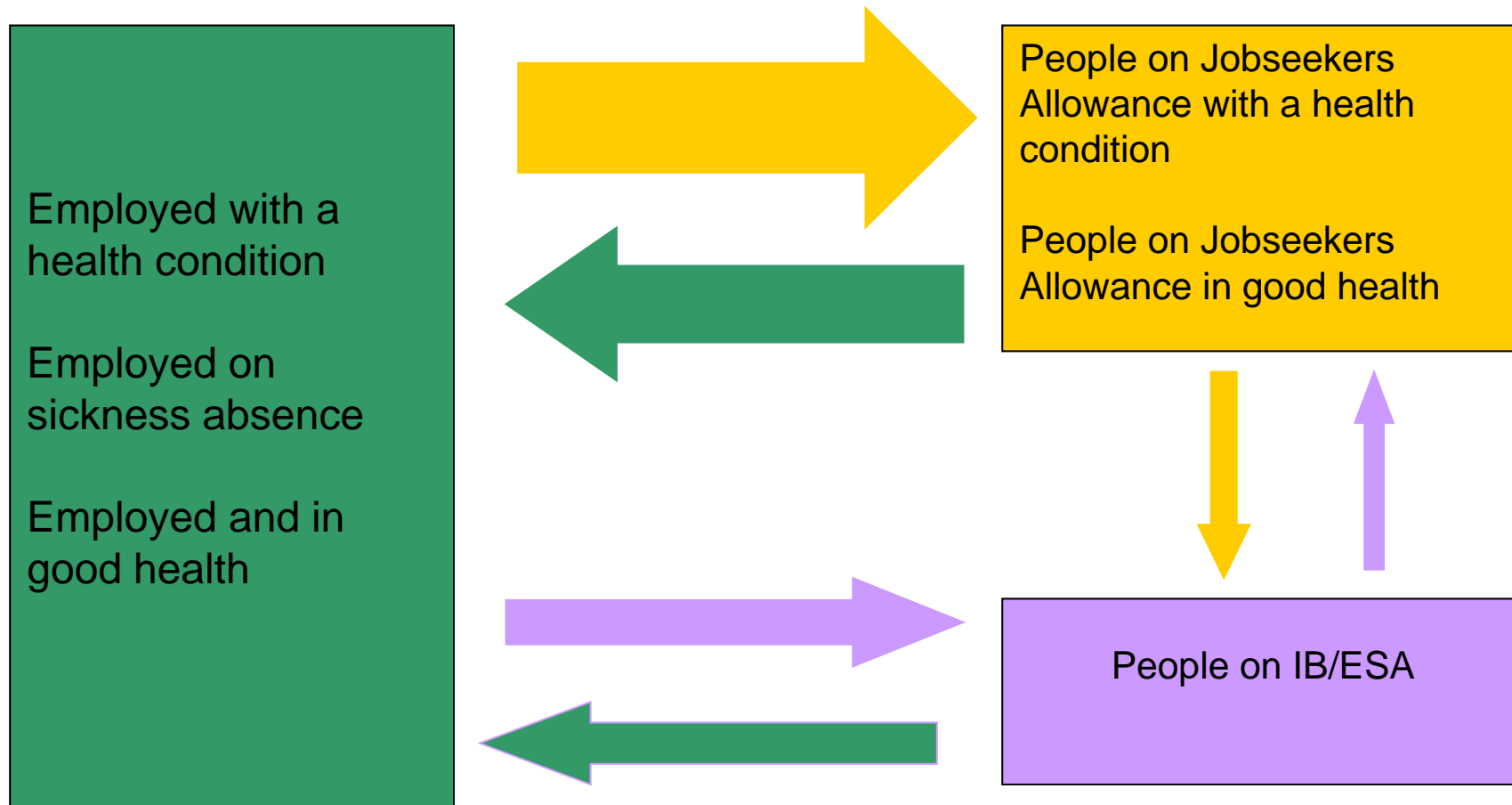
The future population will be composed of longer survivors, a falling birth rate and more chronic disease - therefore :

- We need the ratio of dependants to earners and wealth-generators to be as low as possible

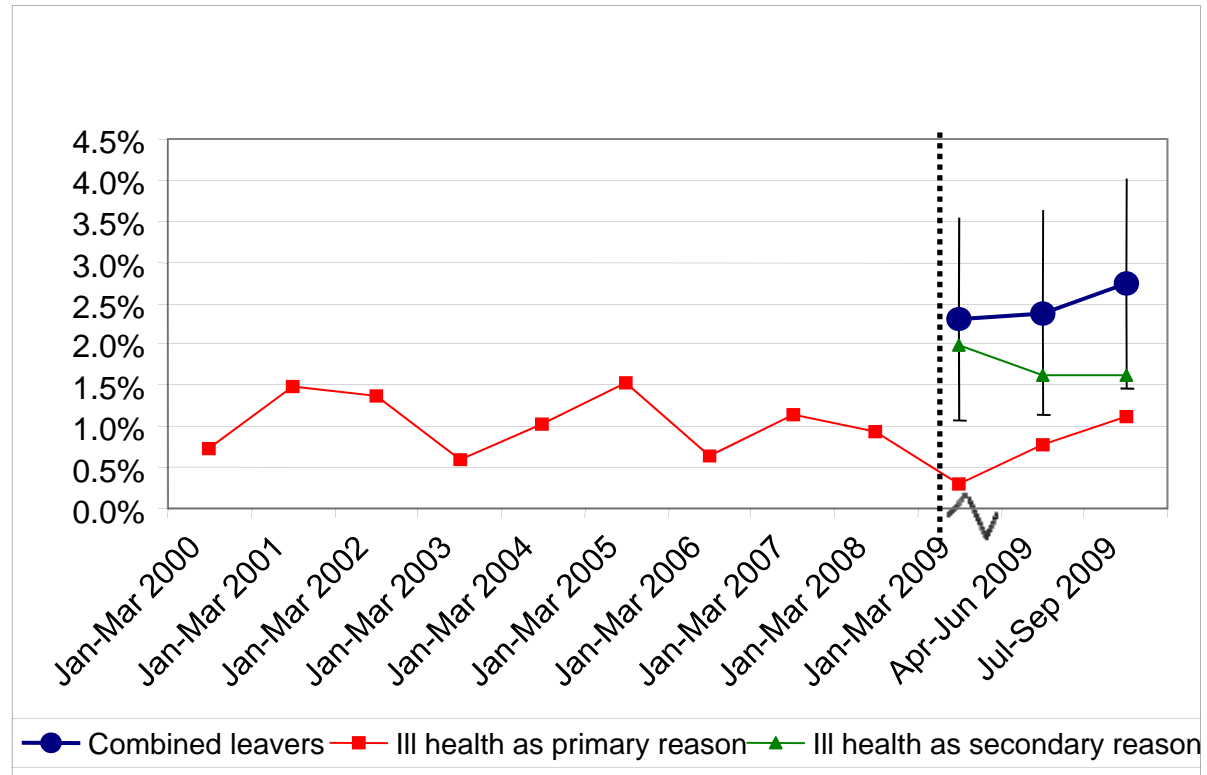


- For a flourishing society we need the maximum number of productive years from as many of the population as possible
- A major challenge for us all, and a cross-government issue.

Flows of people into employment and out of work benefits



Proportion of people who left work because of ill-health during the previous 12 months



For example: chronic disease associated with obesity

- Obesity trends among adults in England are continuing to increase
- New statistics (BHF) show an increase of almost 60% between 2007/08 and 2008/09 in those admitted to hospital for obesity
- National Heart Forum report (published today 17 Feb), forecasts continued increase and no improvement
- By 2020 proportion of adults who will be obese aged 20 - 65
 - 41% for men
 - 36% for women
- Worse for those aged 40 – 65
 - 44% for men
 - 38% for women
- Report also updates predictions for the burdens of diseases attributable to obesity

Chronic disease predictions from obesity

- By 2050 British Heart Forum Report predicts : -
 - 23% rise in obesity related stroke
 - 34% rise in obesity related hypertension
 - 44% rise in obesity related Coronary Heart diseases
 - 98% rise in obesity related diabetes
- Projected levelling off of future obesity rates among children is not mirrored in adults